

RESOLUTION A.603(15)

Revoked by [A.760\(18\)](#)

Adopted on 19 November 1987
Agenda item 12

SYMBOLS RELATED TO LIFE-SAVING APPLIANCES AND ARRANGEMENTS

THE ASSEMBLY,

RECALLING Article 15(j) of the Convention on the International Maritime Organization concerning the functions of the Assembly in relation to regulations and guidelines concerning maritime safety,

BEARING IN MIND that regulation III/9.2 of the International Convention for the Safety of Life at Sea, 1974 (the 1974 SOLAS Convention), as amended, prescribes that posters or signs shall be provided on, or in the vicinity of, survival craft and their launching controls and shall use symbols in accordance with the recommendations of the Organization,

RECOGNIZING the urgent need for establishing international symbols for these purposes on board ships,




RECOGNIZING FURTHER the need for other uniform symbols to indicate the location of emergency equipment, and muster and embarkation stations,

HAVING CONSIDERED the recommendation made by the Maritime Safety Committee at its fifty-third session,

1. ADOPTS the symbols for use in accordance with regulation III/9.2.3 of the International Convention for the Safety of Life at Sea, 1974 (the 1974 SOLAS Convention), as amended, set out in Annex 1 to the present resolution;
2. ADOPTS ALSO the recommended symbols indicating the location of emergency equipment, and muster and embarkation stations set out in Annex 2 to the present resolution;
3. URGES Contracting Governments to the 1974 SOLAS Convention to ensure that, where appropriate, symbols used on board ships are in compliance with those set out in the Annexes to the present resolution;
4. REQUESTS the Maritime Safety Committee to keep this resolution under review and to report as necessary to the Assembly.





ANNEX 1



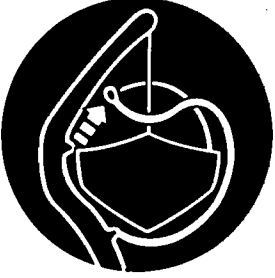
**SYMBOLS FOR USE IN ACCORDANCE WITH REGULATION III/9.2.3
OF THE 1974 SOLAS CONVENTION, AS AMENDED**

Reference*	Item	Symbol**
1	FASTEN SEAT BELTS	
2	SECURE HATCHES	
3	START ENGINE	

* Numbers are used for reference purposes only and do not indicate the sequence of events as this will depend on the type of survival craft and launching appliances provided on board the ship.

** All symbols should be white on a blue background.




Reference	Item	Symbol
<p>4</p> <p>4.1</p>	<p>LOWER TO THE WATER:</p> <p>the lifeboat</p>	
<p>4.2</p>	<p>the liferaft</p>	
<p>4.3</p>	<p>the rescue boat</p>	
<p>5</p>	<p>RELEASE FALLS</p>	

Reference	Item	Symbol
6	START WATER- SPRAY	
7	START AIR SUPPLY	
8	RELEASE GRIPES	





ANNEX 2


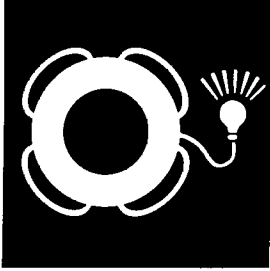


**RECOMMENDED SYMBOLS INDICATING THE LOCATION OF EMERGENCY EQUIPMENT,
AND MUSTER AND EMBARKATION STATIONS**




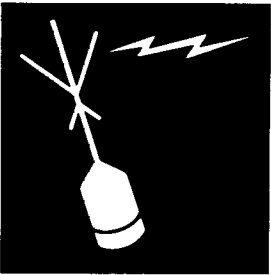
Where appropriate, a white arrow on a green background may be used in conjunction with symbols to indicate direction (see reference 22).





Reference	Item	Symbol*
1	LIFEBOAT	
2	RESCUE BOAT	
3	LIFERAFT	

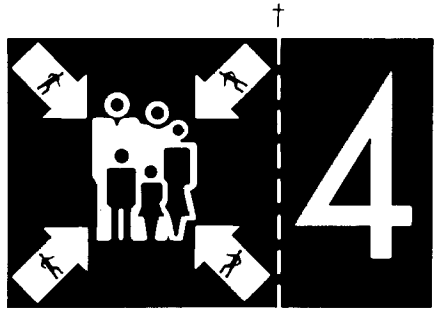


* All symbols should be white on a green background.

Reference	Item	Symbol
4	DAVIT-LAUNCHED LIFERAFT	
5	EMBARKATION LADDER	
6	EVACUATION SLIDE	
7	LIFEBUOY	

Reference	Item	Symbol
8	LIFEBUOY WITH LINE	 A white silhouette of a lifebuoy with a rope coiled around it, set against a black square background.
9	LIFEBUOY WITH LIGHT	 A white silhouette of a lifebuoy with a light bulb attached to the rope, set against a black square background.
10	LIFEBUOY WITH LIGHT AND SMOKE	 A white silhouette of a lifebuoy with a light bulb and a smoke signal attached to the rope, set against a black square background.
11	LIFEJACKET	 A white silhouette of a lifejacket, set against a black square background.

Reference	Item	Symbol
12	CHILD'S LIFEJACKET	
13	IMMERSION SUIT	
14	SURVIVAL CRAFT PORTABLE RADIO	
15	EPIRB	

Reference	Item	Symbol
16	RADAR TRANSPONDER	
17	SURVIVAL CRAFT PYROTECHNIC DISTRESS SIGNALS	
18	ROCKET PARACHUTE FLARES	
19	LINE-THROWING APPLIANCE	

Reference	Item	Symbol
20	MUSTER STATION	 <p>* The station number should be included on the right-hand side of the symbol.</p>
21	EMBARKATION STATION (May be used in lieu of muster station symbol when embarkation and muster stations are the same)	 <p>* Use appropriate symbol for type of survival craft at the station. ** The station number should be included on the right-hand side of the symbol.</p>
22	DIRECTION INDICATOR (for use with any symbol)	 <p>* Insert appropriate symbol (i.e. symbols 1 to 21) on left-hand side of the arrow. ** Point arrow in the direction of the equipment or station.</p>

† The dashed line indicates that the whole symbol may consist of one part or of two separate parts (one for the sign and another for the number). When a direction indicator (arrow) is also used it may be part of the symbol or be separate. The dashed line should not be shown.