

Resolution A.760(18)

*Adopted on 4 November 1993
(Agenda item 11)*

SYMBOLS RELATED TO LIFE-SAVING APPLIANCES AND ARRANGEMENTS

THE ASSEMBLY,

RECALLING Article 15(j) of the Convention on the International Maritime Organization concerning the functions of the Assembly in relation to regulations and guidelines concerning maritime safety,

BEARING IN MIND that regulation III/9.2 of the International Convention for the Safety of Life at Sea (SOLAS), 1974, as amended, prescribes that posters or signs shall be provided on, or in the vicinity of, survival craft and their launching controls and shall use symbols in accordance with the recommendations of the Organization,

RECOGNIZING the urgent need for establishing international symbols for these purposes on board ships,

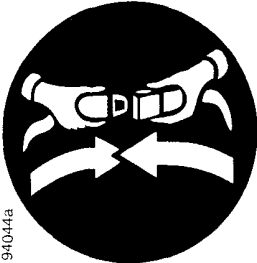


RECOGNIZING FURTHER the need for other uniform symbols to indicate the location of emergency equipment as well as muster and embarkation stations,

HAVING CONSIDERED the recommendation made by the Maritime Safety Committee at its sixty-second session,

1. ADOPTS the symbols for use in accordance with SOLAS regulation III/9.2.3 set out in annex 1 to the present resolution;
2. ADOPTS ALSO the recommended symbols indicating the location of emergency equipment and muster and embarkation stations set out in annex 2 to the present resolution;
3. URGES Governments to ensure that, where appropriate, at every point inside a passenger ship from where passages run in different directions, the safest way to a muster station is indicated by means of a symbol and, for marking escape routes, etc., symbols be used that are in compliance with those set out in annex 2 to the present resolution;
4. ALSO URGES Governments to ensure that, where appropriate, the route from the muster station to the embarkation station is indicated by means of a symbol and, for marking routes, etc., symbols be used that are in compliance with those set out in annex 2 to the present resolution;
5. REQUESTS the Maritime Safety Committee to keep this resolution under review and amend it as necessary;
6. REVOKES resolution A.603(15).





Annex 1



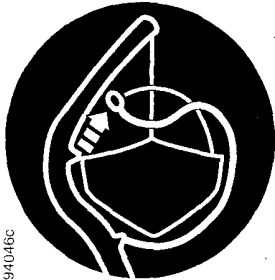
**SYMBOLS FOR USE IN ACCORDANCE WITH REGULATION III/9.2.3
OF THE 1974 SOLAS CONVENTION, AS AMENDED**

Reference*	Item	Symbol†
1	FASTEN SEAT BELTS	 <p>94044a</p>
2	SECURE HATCHES	 <p>94044b</p>
3	START ENGINE	 <p>94044c</p>

* Numbers are used for reference purposes only and do not indicate the sequence of events as this will depend on the type of survival craft and launching appliances provided on board the ship.

† All symbols should be white on a blue background.




Reference	Item	Symbol
4	LOWER TO THE WATER	
4.1	the lifeboat	
4.2	the liferaft	
4.3	the rescue boat	
5	RELEASE FALLS	

Reference	Item	Symbol
6	START WATER-SPRAY	 <p>94046a</p>
7	START AIR SUPPLY	 <p>94046b</p>
8	RELEASE GRIPES	 <p>94046c</p>





Annex 2





**RECOMMENDED SYMBOLS INDICATING THE LOCATION OF
EMERGENCY EQUIPMENT AND MUSTER AND
EMBARKATION STATIONS**





Where appropriate, a white arrow on a green background may be used in conjunction with symbols to indicate direction (see reference 22).





Reference	Item	Symbol*
1	LIFEBOAT	 <p>94047a</p>
2	RESCUE BOAT	 <p>94047b</p>
3	LIFERAFT	 <p>94047c</p>




* All symbols should be white on a green background. The sizes of signs, letters and numbers should be to the satisfaction of the flag State Administration.

Reference	Item	Symbol
4	DAVIT-LAUNCHED LIFERAFT	 <p>94048a</p>
5	EMBARKATION LADDER	 <p>94048b</p>
6	EVACUATION SLIDE	 <p>94048c</p>
7	LIFEBUOY	 <p>94048d</p>

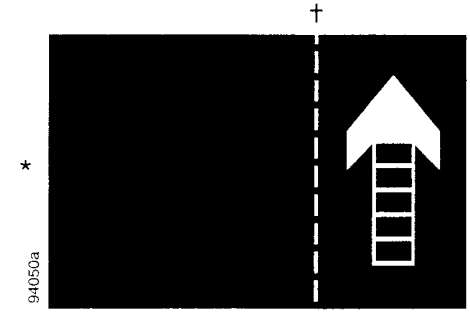

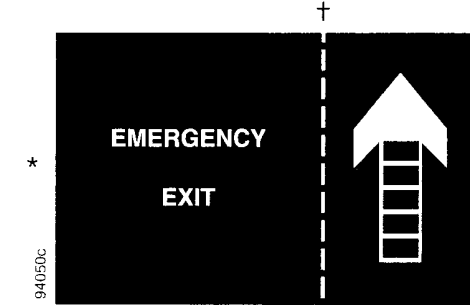
Reference	Item	Symbol
8	LIFEBUOY WITH LINE	 <p>94049a</p>
9	LIFEBUOY WITH LIGHT	 <p>94049b</p>
10	LIFEBUOY WITH LIGHT AND SMOKE	 <p>94049c</p>
11	LIFEJACKET	 <p>94049d</p>

Reference	Item	Symbol
12	CHILD'S LIFEJACKET	 <p>94053a</p>
13	IMMERSION SUIT	 <p>94053b</p>
14	SURVIVAL CRAFT PORTABLE RADIO	 <p>94053c</p>
15	EPIRB	 <p>94053d</p>

Reference	Item	Symbol
16	RADAR TRANSPONDER	 <p>94052a</p>
17	SURVIVAL CRAFT PYROTECHNIC DISTRESS SIGNALS	 <p>94052b</p>
18	ROCKET PARACHUTE FLARES	 <p>94052c</p>
19	LINE-THROWING APPLIANCE	 <p>94052d</p>

Reference	Item	Symbol
20	MUSTER STATION	 <p>* The station letter should be included on the right-hand side of the symbol</p>
21	EMBARKATION STATION	 <p>* Use appropriate symbol for type of survival craft at the station. ‡ The station number should be included on the right-hand side of the symbol.</p>
22	DIRECTION INDICATOR (for use with any symbol)	 <p>* Insert appropriate symbol (i.e. symbols 1 to 21) on left-hand side of the arrow. ‡ Point arrow in the direction of the equipment or station.</p>

‡ The dashed line indicates that the whole symbol may consist of one part or of two separate parts (one for the sign and another for the number or letter). When a direction indicator (arrow) is also used it may be part of the symbol or be separate. The dashed line should not be shown.

Reference	Item	Symbol
23	EMERGENCY EXIT INDICATOR	
24	EXIT	
25	EMERGENCY EXIT	
<p>* Point arrow in the direction of the equipment or station.</p>		

† The dashed line indicates that the whole symbol may consist of one part or of two separate parts (one for the sign and another for the number or letter). When a direction indicator (arrow) is also used it may be part of the symbol or be separate. The dashed line should not be shown.